

# Whisper H40 & H80 Specifications

**WHISPER H40**

**WHISPER H80**

## Whisper H40

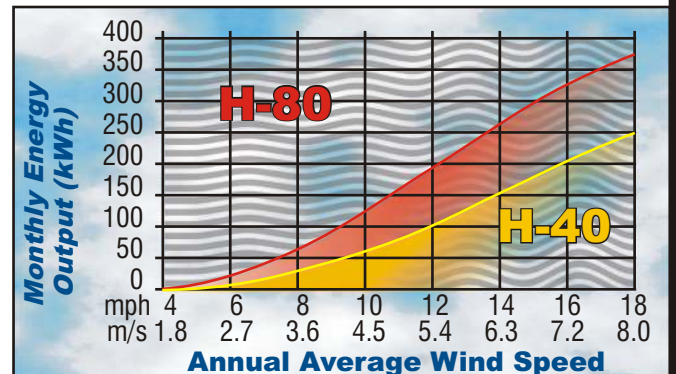
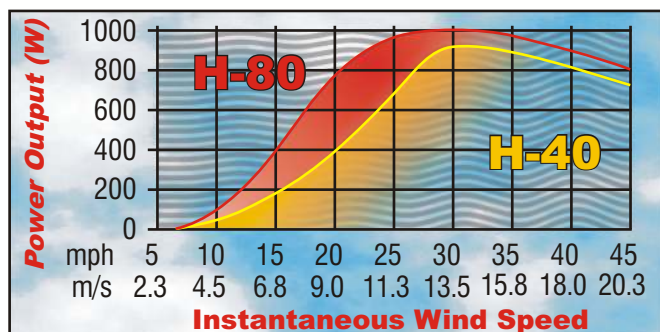


## Whisper H80



<b>Rotor Diameter:</b>	7 ft. (2.1m)	10 ft. (3 m)
<b>Weight:</b>	47 lbs (21kg)	65 lbs (30 kg)
<b>Mount:</b>	2.5" schedule 40	2.5" schedule 40
<b>Start-up wind speed:</b>	7.5 mph (3.4m/s)	7 mph (3.1m/s)
<b>Voltage:</b>	12, 24, 36, 48 VDC	24, 36, 48 VDC
<b>Peak Power:</b>	900 watts at 28mph (12.5m/s)	1000 watts at 26 mph (11.6m/s)
<b>Turbine Controller:</b>	EZ-Wire II Wind or EZ-Wire Hybrid	EZ-Wire II Wind or EZ-Wire Hybrid
<b>Blades (three):</b>	Polypropylene/Carbon	Polypropylene/Carbon
<b>Kilowatt hours per month:</b>	100 kWh/mo @12mph (5.4m/s)	193 kWh/mo @12mph (5.4m/s)
<b>Warranty:</b>	2 Year Limited Warranty	2 Year Limited Warranty
<b>Survival Wind speed</b>	120 mph (55 m/s)	120 mph (55 m/s)

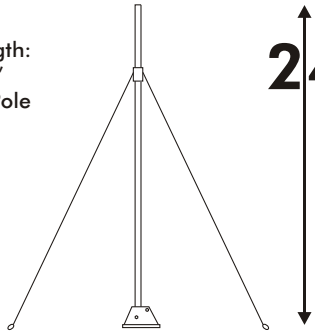
### Performance Curves



**TOW-24-WHI**

Pole Length:  
1 - 24'  
No Gin Pole

**24'**

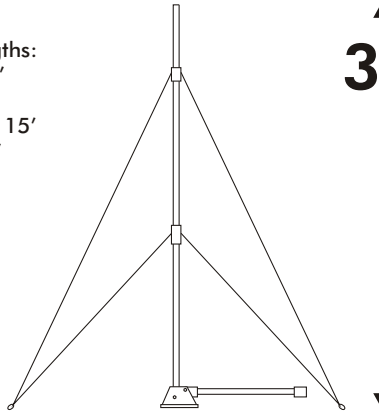


Guy Radius: 15' Auger Size: 36"  
Anchor Hole: 1.5' diameter x 3' deep x 12" concrete

**TOW-30-WHI**

Pole Lengths:  
1 - 13'  
1-17'  
Gin Pole: 15'  
1- 15'

**30'**

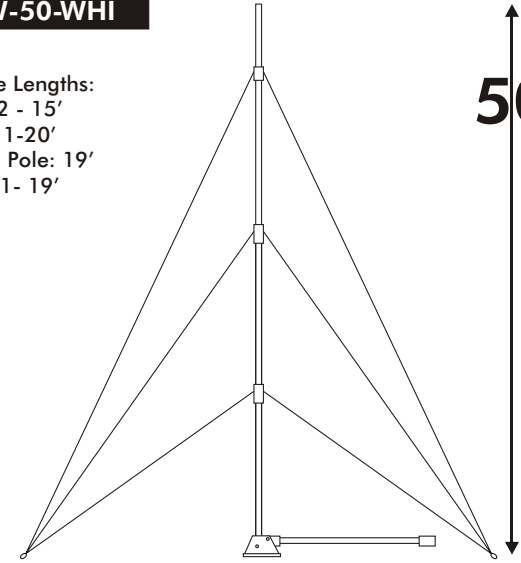


Guy Radius: 20' Auger Size: 48"  
Anchor Hole: 2' diameter x 3' deep x 9" concrete

**TOW-50-WHI**

Pole Lengths:  
2 - 15'  
1-20'  
Gin Pole: 19'  
1- 19'

**50'**

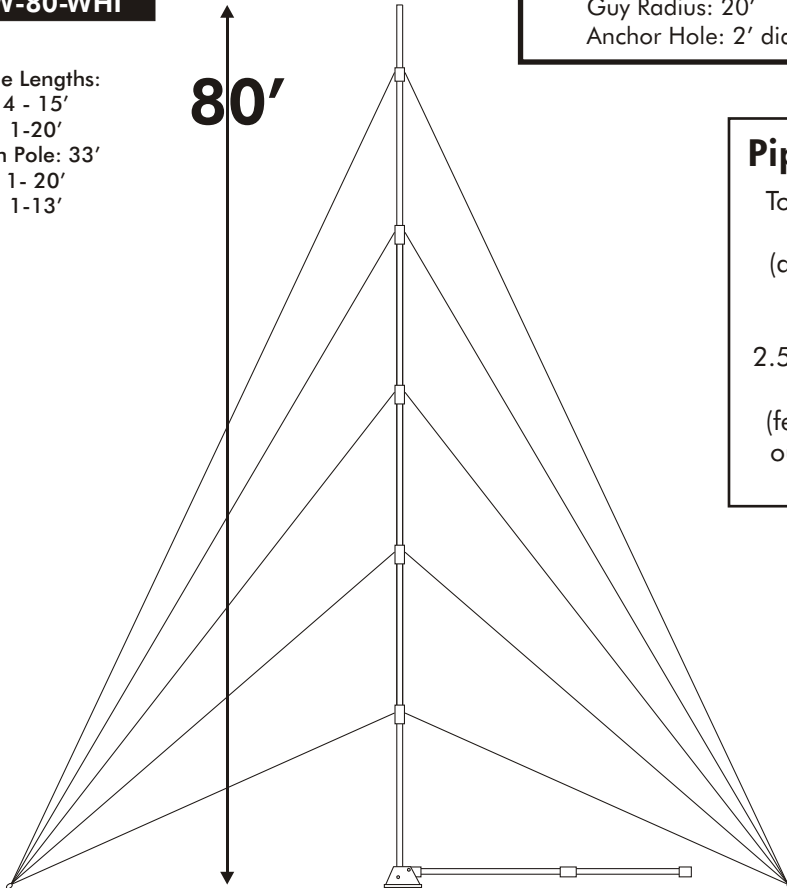


Guy Radius: 25' Auger Size: 48"  
Anchor Hole: 2' diameter x 3' deep x 10" concrete

**TOW-80-WHI**

Pole Lengths:  
4 - 15'  
1-20'  
Gin Pole: 33'  
1- 20'  
1-13'

**80'**



Guy Radius: 40' Auger Size: 60"  
Anchor Hole: 2' diameter x 4' deep x 12" concrete

**Pipe Requirements:**

Tower Kits use 2.5" CQ40 fence pipe (available from any chain link fence company) or 2.5" schedule 40 water pipe (fence & water pipe actual outer diameter is 2.875")



**Top View**

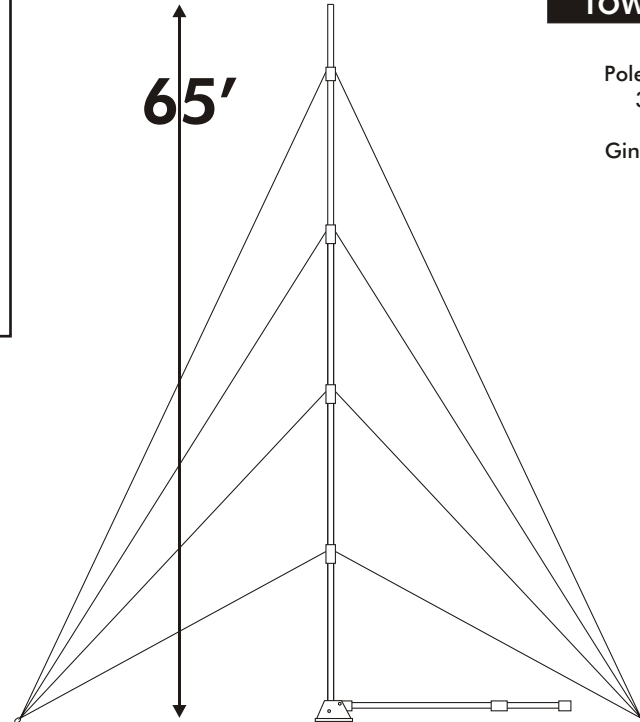


Each tower uses 4 anchor points

**TOW-65-WHI**

Pole Lengths:  
3 - 15'  
1-20'  
Gin Pole: 26'  
1- 20'  
1-6'

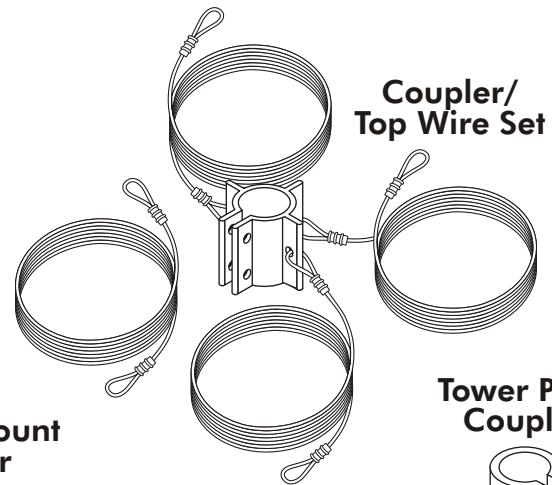
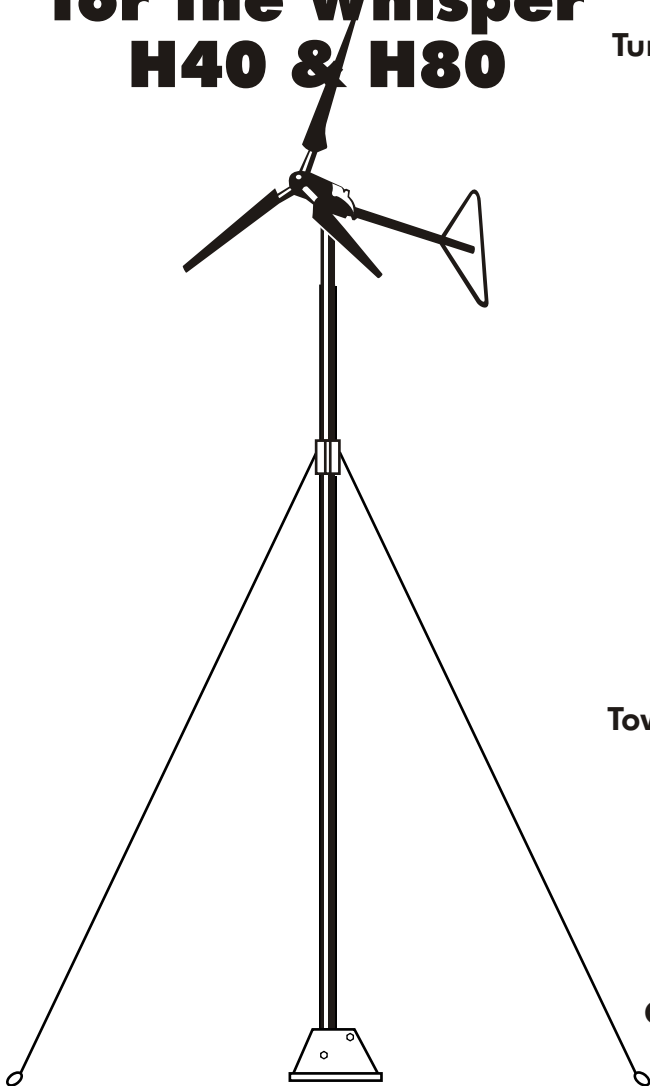
**65'**



Guy Radius: 33' Auger Size: 60"  
Anchor Hole: 2' diameter x 3' deep x 12" concrete

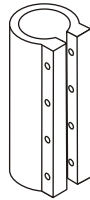
# WHISPER™ TOWER

## Guyed Tower Kits for the Whisper H40 & H80

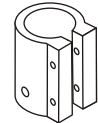


Coupler/  
Top Wire Set

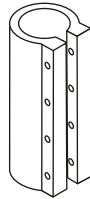
Turbine Mount  
Coupler




Tower Pivot  
Coupler



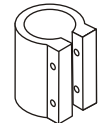
Gin Pole  
Coupler



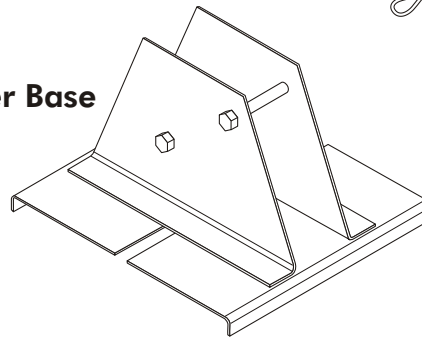
Coupler/  
Lower Wire Set



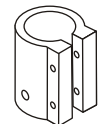
Gin Pole Top



Tower Base



Gin Pilot Coupler



Coupler Bolts



Cable Thimbles



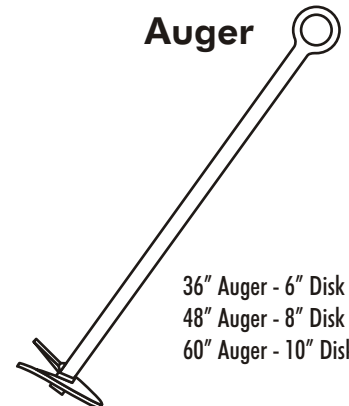
Cable Clamps



Kits Include:	24'	30'	50'	65'	80'
Tower Base	1	1	1	1	1
Coupler/Lower Wire Set	0	1	2	3	4
Coupler/Top Wire Set	1	1	1	1	1
Turbine Mount Coupler	1	1	1	1	1
Tower Pivot Coupler	1	1	1	1	1
Gin Pole Coupler	0	0	0	1	1
Gin Pilot Coupler	0	1	1	1	1
Gin Pole Top	0	1	1	1	1
Gin Pole Top Link	0	1	1	1	1
Coupler Bolts	8	16	20	28	32
Cable Thimbles	4	8	12	16	20
Cable Clamps	8	16	24	32	40

Part Numbers	
TOW-24-WHI	24' Whisper Guyed Tower Kit
TOW-30-WHI	30' Whisper Guyed Tower Kit
TOW-50-WHI	50' Whisper Guyed Tower Kit
TOW-65-WHI	65' Whisper Guyed Tower Kit
TOW-80-WHI	80' Whisper Guyed Tower Kit
TOW-AUG-36	Set of 4 - 36" Screw in Augers
TOW-AUG-36G	Set of 4 - 36" Screw in Augers, Galvanized
TOW-AUG-48	Set of 4 - 48" Screw in Augers
TOW-AUG-48G	Set of 4 - 48" Screw in Augers, Galvanized
TOW-AUG-60G	Set of 4 - 60" Screw in Augers, Galvanized

Auger



36" Auger - 6" Disk  
48" Auger - 8" Disk  
60" Auger - 10" Disk